Screen-Printed Co-Phthalocyanine/Carbon Electrode

01

Refs. 410, X4410, 4W410, 8W410, 96X410







Disposable **Screen-Printed Co-Phthalocyanine/Carbon Electrodes (refs. 410, X4410, 4W410, 8W410 and 96X410)** are ideal for the determination of **hydrogen peroxide at a low detection potential**. These electrodes are recommended for the development of **enzymatic biosensors based on oxidases**, for working with microvolumes and for decentralized assays.

Ceramic substrate: L33 x W10 x H0.5 mm (410 and X4410)
L38 x W20 x H1 mm (4W410)
L50 x W27 x H1 mm (8W410)

Electric contacts: Silver

The electrochemical cell consists on:

Working electrode: Cobalt-Phthalocyanine/Carbon

Auxiliary electrode: Carbon

Reference electrode: Silver

Plastic substrate: L7.4 cm x W11 cm x H0.5 mm (96X410)

Electric contacts Gold (96X410)

Co-Phthalocyanine/Carbon Electrodes are commercialised in a 75 units pack (410, X4410), 20 units pack (4W410, 8W410) and 2 plates pack (96X410). They should be stored at room temperature, protected from light in a dry place.

Screen-Printed Co-Phthalocyanine/Carbon Electrode

02

Refs. 410, X4410, 4W410, 8W410, 96X410

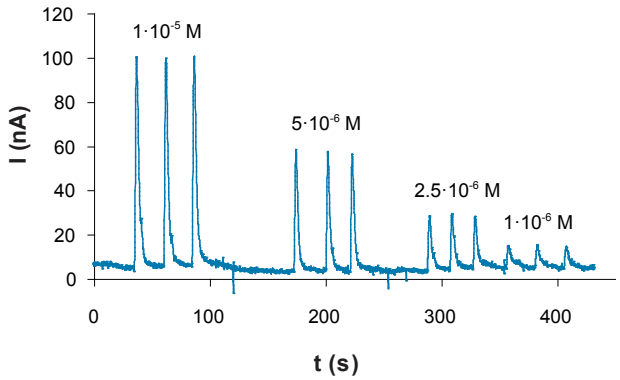

Amperometric detection of hydrogen peroxide in a flow injection analysis system with our easy to use flow cell (ref. FLWCL). The amperometric responses for decreasing H_2O_2 concentrations at a ref. 410 electrode show neither fouling nor memory effects. E_{det} +0.4 V; Flow rate 2.2 ml/min; Flow carrier 0.1 M phosphate buffer, pH 7.2

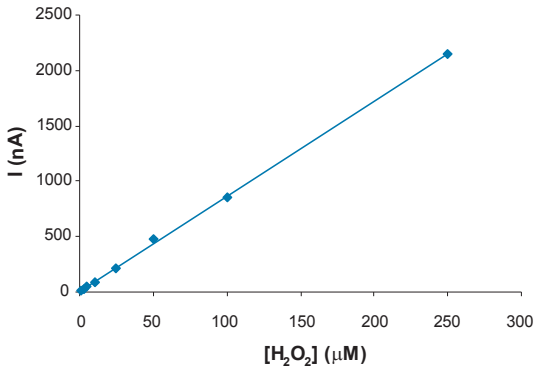

Calibration curve for hydrogen peroxide (in a 0.1 M phosphate buffer pH 7.2) from $1 \cdot 10^{-6}$ M to $2.5 \cdot 10^{-4}$ M in a FIA system (ref. FIASYSTEM using our Screen-printed Co-Phthalocyanine/Carbon electrodes. E_{det} +0.4 V; Flow rate 2.2 ml/min

Also, specific connectors that act as an interface between the screen-printed electrode and any potentiostat (refs. DSC, CAC) and other accessories are available at Metrohm DropSens.